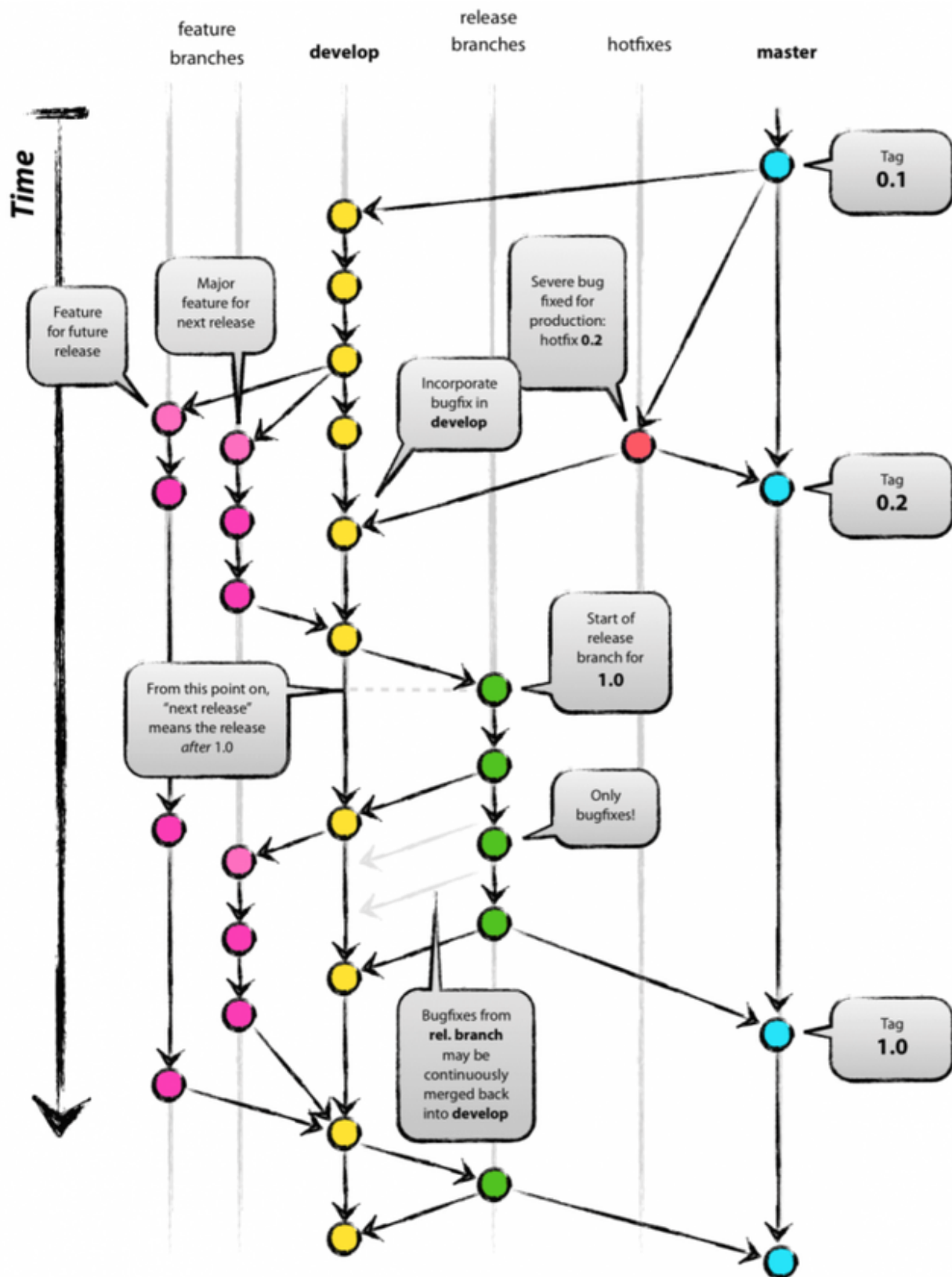
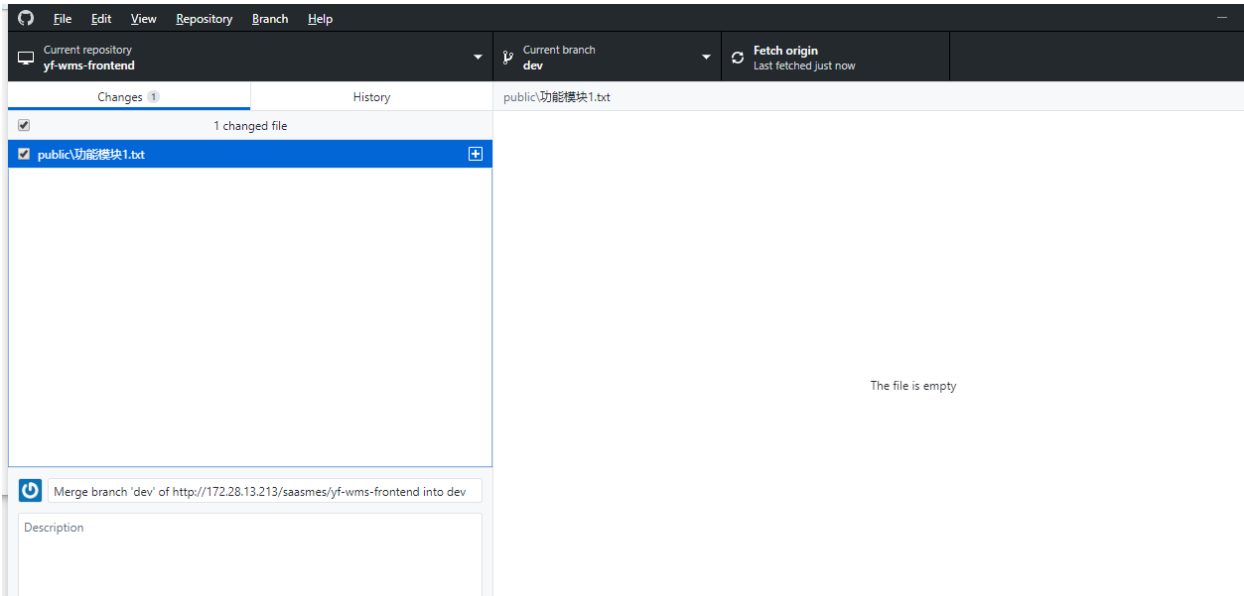


代码合并规范

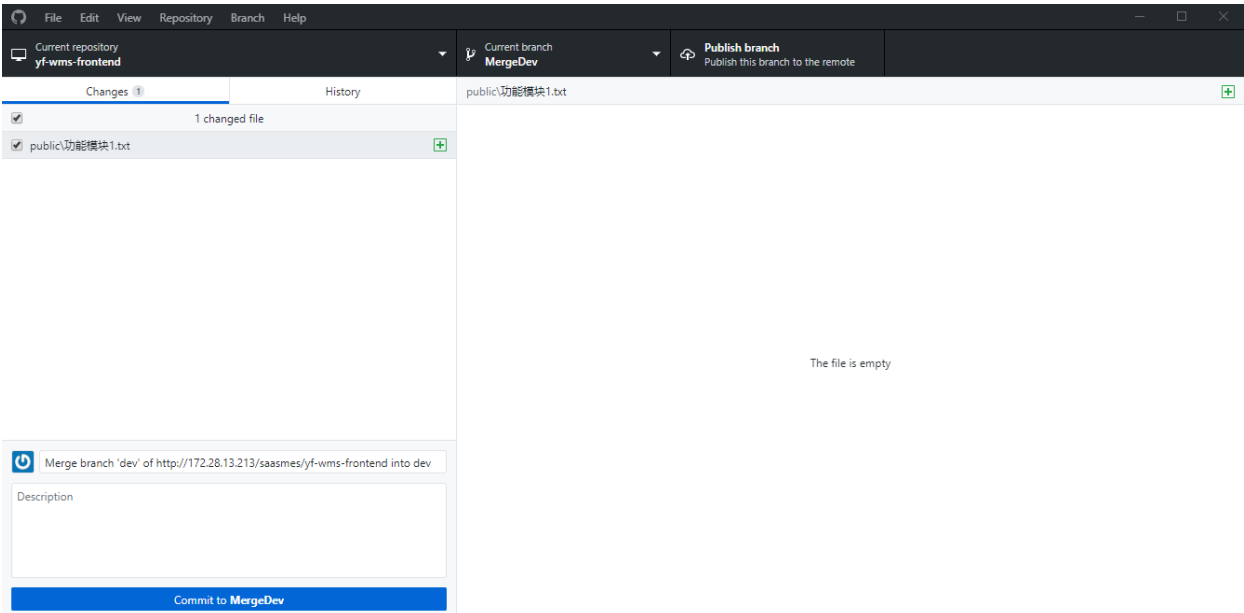
1. 严格遵守git-flow守则



所有前端人员开发基于DEV分支开发,每完成一个模块的时候就需要基于DEV新增一个需要合并的分支如图下

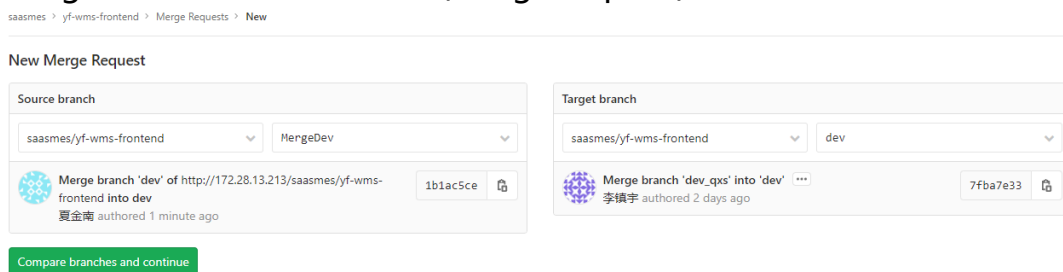


然后基于DEV新建一个合并分支并且将所有修改项带到新分支中如下



然后提交并推送到远程仓库中去。

然后进入gitlab仓库中选择合并请求(Merge request) 新增一个合并请求



从你的合并分支中合并到DEV分支中

New Merge Request

From #MergeDev into dev [Change branches](#)

Title

Start the title with **WIP:** to prevent a **Work In Progress** merge request from being merged before it's ready.
Add [description templates](#) to help your contributors communicate effectively!

Description

Write Preview B I **»** **<** **>** **⌂** **⌋** **⌌** **⌍** **⌎** **⌏**

Describe the goal of the changes and what reviewers should be aware of.

Markdown and quick actions are supported [Attach a file](#)

Assignee [Assign to me](#)

Milestone

Labels

Merge options Delete source branch when merge request is accepted.
 Squash commits when merge request is accepted. [?](#)

记得勾选下面Delete source branch when merge request is accepted. 这样合并完成之后会将你的合并分支删除掉。然后本地拉取DEV最新分支在基于最新分支做开发

发布、测试、流程

从DEV分支中扩展出RELEASE分支给测试去测试是否OK。

如果RELEASE中出现了BUG基于DEV分支出一个FIX分支，修复完成合并回DEV。

然后在基于DEV推送到RELEASE中继续给测试测试